


EQ Connect App

A new way to **maintain and adjust** EQ touchless faucets.



EQ Connect App

It's **easier than ever** to program and maintain your EQ touchless faucets.

EQ faucets with built-in Bluetooth® technology* can now be monitored and controlled easily with a smartphone or tablet. The EQ Connect App provides diagnostics and allows you to make adjustments to the faucet's settings with the touch of a finger.

Quickly Identify Faucets

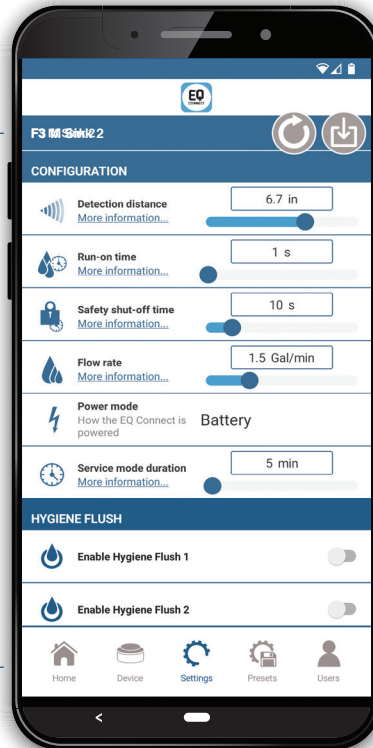
Name faucets to match location or existing maintenance logs for easy identification.

Look for this symbol to download the EQ Connect App:



Simple Navigation & Customization

Quickly navigate from diagnostics to settings. Establish preset faucet settings to save time.



Download Documentation

Easily download usage logs and faucet settings.

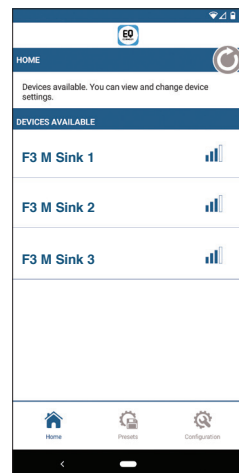
Easy Adjustments

Make quick and easy adjustment to maximize performance:

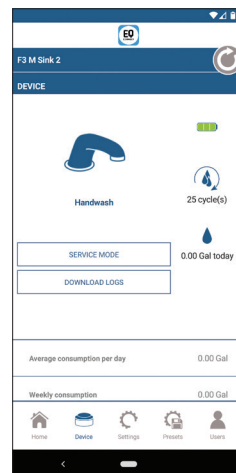
- **Detection distance**
Adjustable from 2" to 9.8"
- **Run-on time**
After user is out of detection zone. Adjustable from 0-180 seconds.
- **Safety shut-off time**
Limits run-time in normal mode. Adjustable from 0-60 seconds.
- **Service mode duration**
Temporarily turn off device to service or clean.
- **Hygiene flush**
Set an ongoing schedule to flush lines and faucet from 0-300 seconds.

More control, less time.

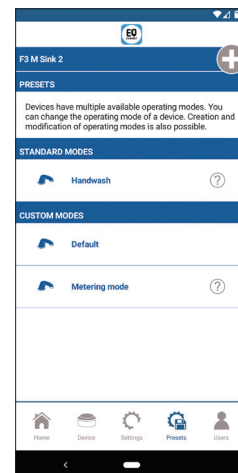
EQ Connect delivers more information and more control. In a matter of seconds, you can view diagnostics and adjust settings.




Quickly scans & identifies faucets in the room.



Fast diagnostics, reports, and service mode setting.



Change operating modes quickly and easily.



Set up to 4 Hygiene or Line flush mode schedules.

*Bluetooth available on select EQ models. Visit chicagofaucets.com/EQ for details.